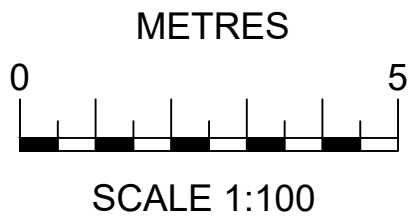
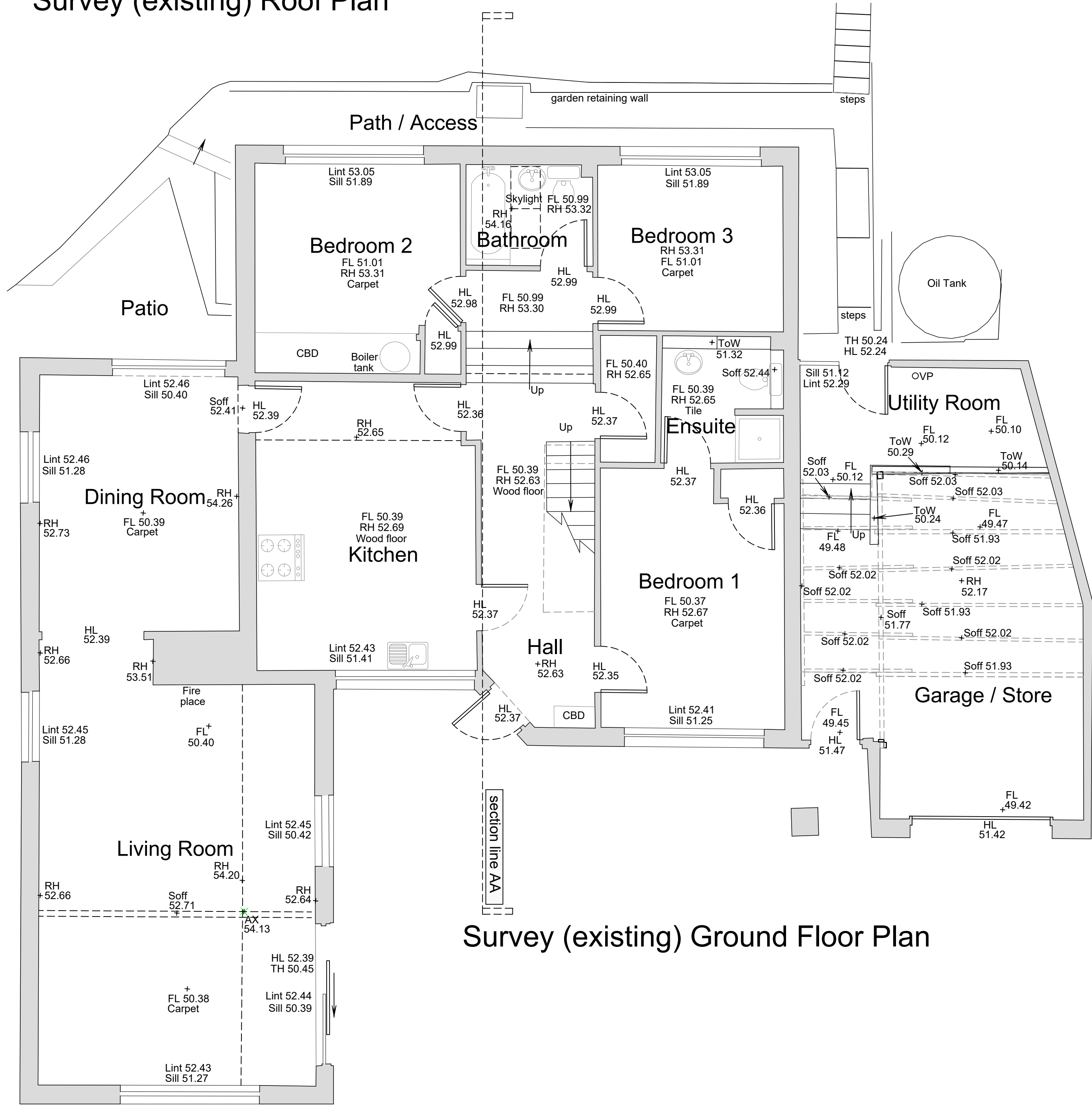


Survey (existing) Roof Plan

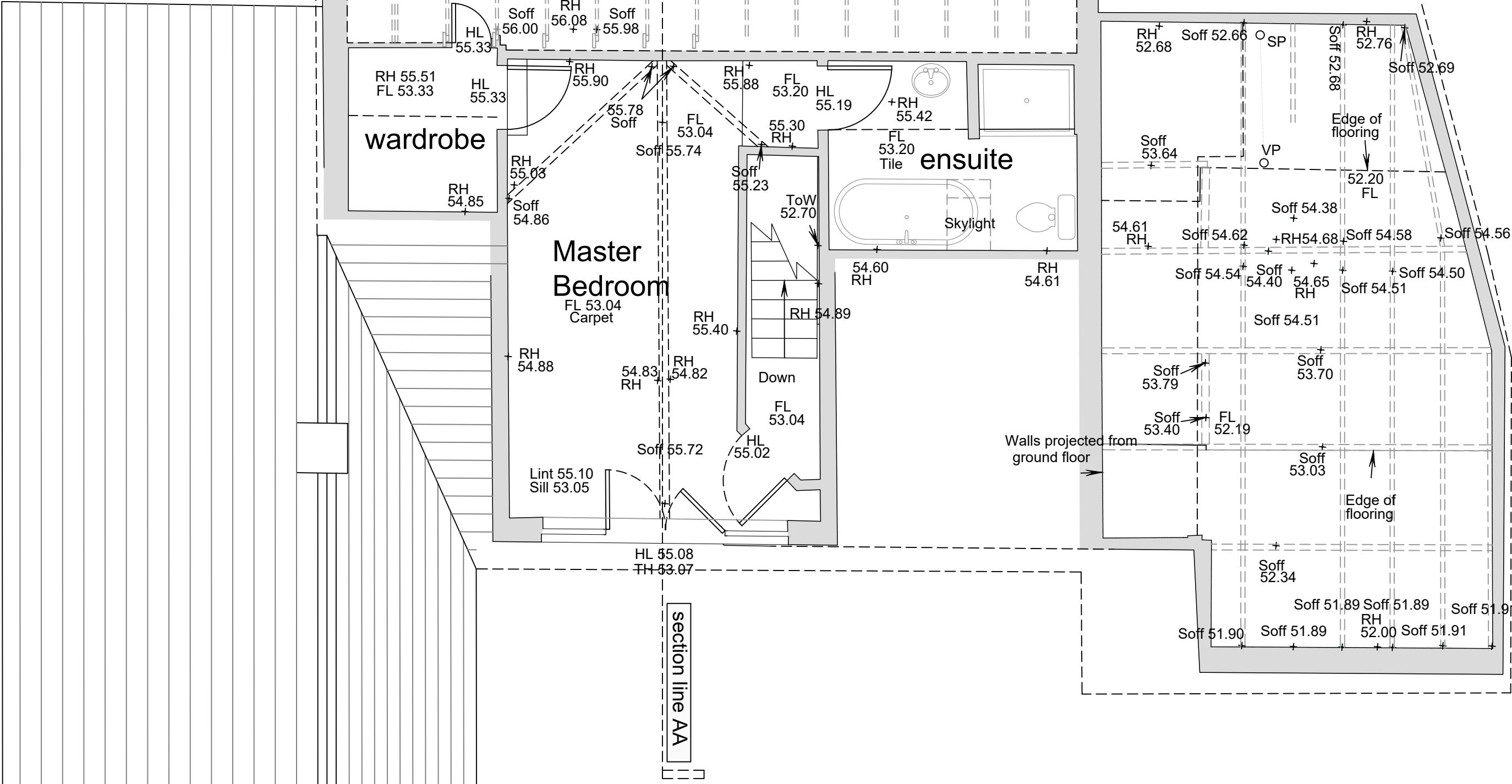
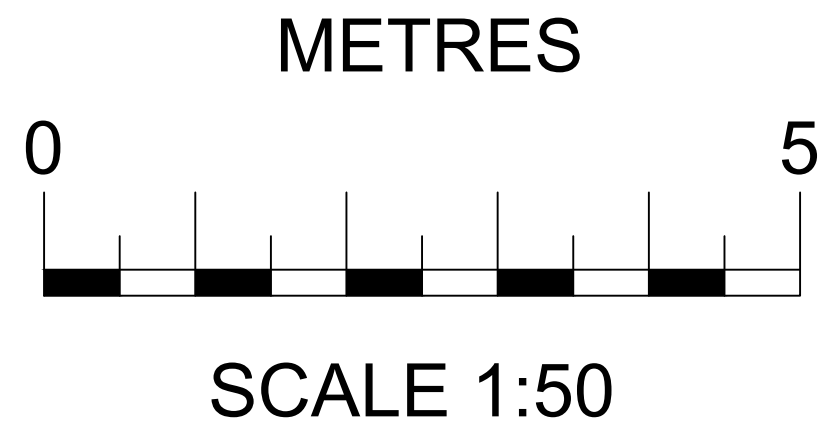


THIS DRAWING IS TO BE READ IN CONJUNCTION WITH THE FOLLOWING ADDITIONAL INFORMATION:
Survey (existing) Site Plan with levels 210.2024.000
Survey (existing) Sectional Elevations 210.2024.002
Site Block Plan (existing) 210.2024.004

Existing External Finishes to Dwelling:-
Roof - Fibre Cement, Clay ridge tiles
Fascias - Painted / Stained Timber
Barge Boards - Painted / Stained Timber
Down pipes - Black Upvc
Walls - Painted render & natural stone
Windows - Timber Painted / Stained
Doors - Timber Painted / Stained



Survey (existing) Ground Floor Plan



Survey (existing) First Floor Plan.

NOTE
All rights described in Chapter IV of the Copyright, Design and Patents Act 1988 have been generally asserted.
Do not scale for construction purposes all dimensions should be checked on site before carrying out any scheme proposals.

SELENA PRYCE DESIGNS
6 Scotts Close, Churchstow, Kingsbridge, Devon TQ7 3RB.
Contact: 07835 517387
Email: selenapryce68@gmail.com

CIAT
CHARTERED PRACTICE

SURVEY DRAWING FOR PLANNING PURPOSES

© Copyright
Client:
Job Title:
Proposed alteration & extension to Pump Cottage, Dittisham,
Drawing Title:
Survey Drawing:- existing Ground, First Floor Plans & Roof Plan.
Scale:
1:50 & 1:100 @ A1
Date
13.07.2024
Drg. No.
210.2024.001
Drawn by
s.p
Rev.